



DOCHTER & ALEXANDER
RETAIL ADVISORS



DC USA

WASHINGTON, DC | COLUMBIA HEIGHTS

Square Footage | +/- 789 - 10,189 SF

Ceiling Heights | Up to 20'

Rent/Nets | Available Upon Request

Timing | Immediate

CONTACT

David Dochter

202.971.8989 | david@dochalex.com

Matthew Alexander

202.971.8788 | matthew@dochalex.com

Elena Alexander

301.300.7690 | elena@dochalex.com

HIGHLIGHTS

- DC USA, the largest retail development in DC, is a 540,000 SF pedestrian-orientated retail complex located at 14th and Irving Streets, NW in historic Columbia Heights
- There is a two-level underground parking facility containing 1,000 spaces in addition to 90 covered bicycle storage spots on site
- On a typical weekday, approximately 25,529 pedestrians pass the site between the hours of 7AM and 7PM - with the number being even higher on weekends

NEARBY TENANTS



CHASE

Marshall's



Burlington

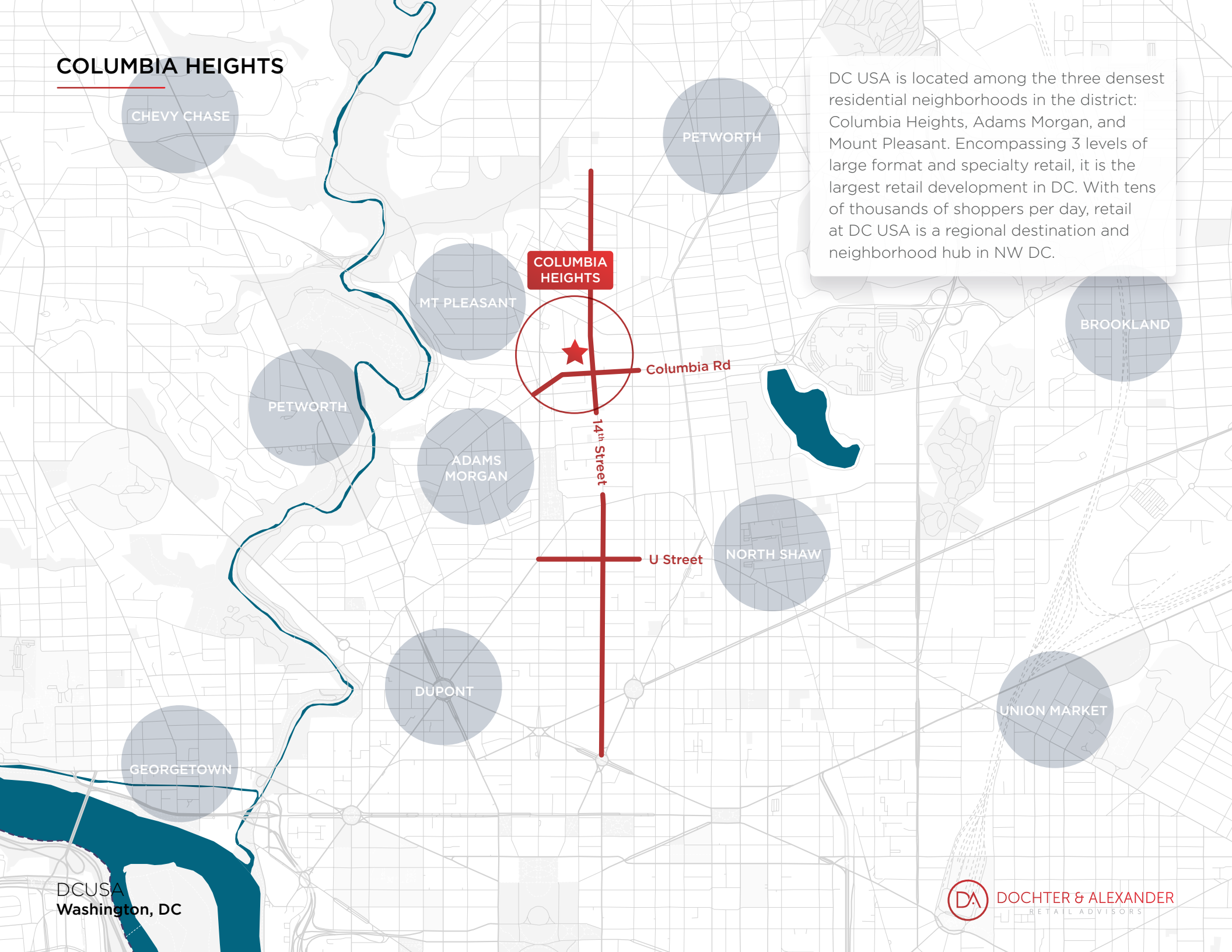
WSC
WASHINGTON SPORTS CLUBS

OLD NAVY

LIDL

COLUMBIA HEIGHTS

DC USA is located among the three densest residential neighborhoods in the district: Columbia Heights, Adams Morgan, and Mount Pleasant. Encompassing 3 levels of large format and specialty retail, it is the largest retail development in DC. With tens of thousands of shoppers per day, retail at DC USA is a regional destination and neighborhood hub in NW DC.




DCUSA
Washington, DC

CO-TENANCY

MT PLESANT 5 MIN WALK



ADAMS MORGAN 12 MIN WALK



DCUSA
Washington, DC

PARK RD
5,252 ADT

IRVING ST
7,508 ADT

14TH STREET
13,155 ADT

COLUMBIA HEIGHTS
9,840 METRO | 6,007 WALK
AVERAGE EXITS

11TH STREET 6 MIN WALK



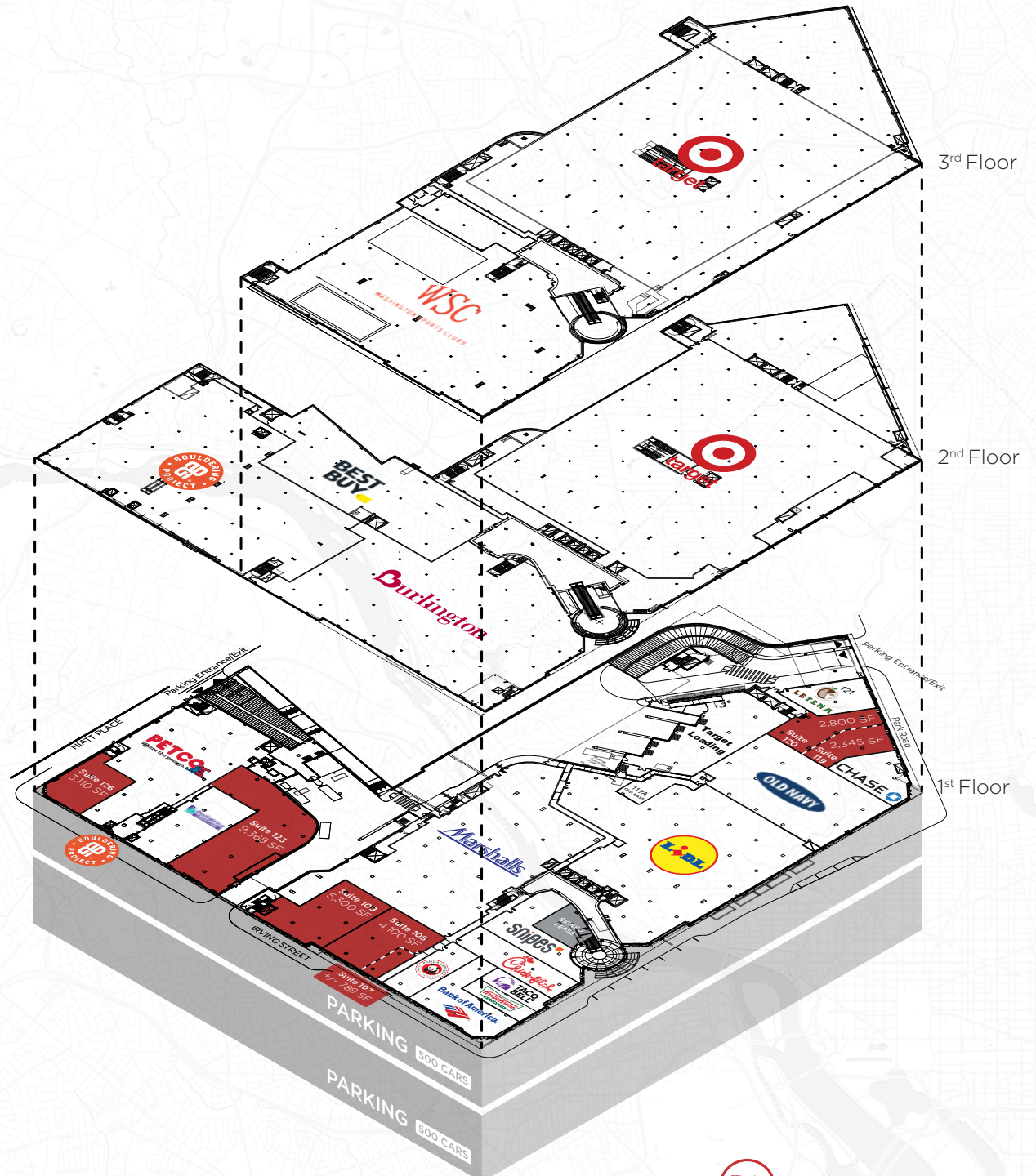
Logos in the central area include: UPS, Children's National, MATTRESS Warehouse, Giant, TRIM APE, SUBWAY, DC BOBA, PNC, WELLS FARGO, DAVE'S HOT CHICKEN, PHO 72, citibank, CAMPERO, T Mobile, CHIPOTLE, FedEx Office, Starbucks, cava, TRUIST, METRO, BEST BUY, WSC, Chick-fil-A, TACO BELL, Bank of America, Burlington, snipes, LIDL, OLD NAVY, TARGET, CHASE, LETENA, and petco.

PROJECT STACK

TARGET
LIDL
WASHINGTON SPORTS CLUB
CHASE
OLD NAVY
BEST BUY
BURLINGTON
BOULDERING PROJECT
PM PEDIATRICS
PETCO
PANDA EXPRESS
BANK OF AMERICA
CHICK-FIL-A
KRISPY KREME
TACO BELL
SNIPES
MARSHALLS
LA TENA

NEARBY TENANTS

GIANT
GALA THEATRE
PNC
&PIZZA
POLLO CAMPERO
CHIPOTLE
STARBUCKS
CAVA
LOU'S CITY BAR
TYNAN COFFEE & TEA
THIP KHAO
ELLE
IRON AGE KOREAN BBQ
PHO 72
F45 TRAINING



LEASING OPPORTUNITIES

FIRST FLOOR



SPECS

SUITE 107

Square Footage | +/- 789

Ceiling Heights | 19' slab to slab

Timing | Immediate

Rent/Nets | Available Upon Request

SUITE 108 DIVISIBLE

Square Footage | 4,100

Ceiling Heights | 19' slab to slab

Timing | Immediate

Rent/Nets | Available Upon Request

SUITE 109

Square Footage | 5,300

Ceiling Heights | 20' slab to slab

Venting | Type 1 (grease) venting

Timing | Immediate

Rent/Nets | Available Upon Request

SUITE 119 & 120

Square Footage | 2,345 - 5,145

Ceiling Heights | 20' slab to slab

Timing | Immediate

Rent/Nets | Available Upon Request

SUITE 123

Square Footage | 9,368

Ceiling Heights | 17' 7" slab to slab

Timing | Immediate

Rent/Nets | Available Upon Request

SUITE 126

Square Footage | 3,110

Ceiling Heights | 17' 8" slab to slab

Timing | Immediate

Rent/Nets | Available Upon Request



AVERAGE DAILY PEDESTRIANS

PASSING DC USA ON 14TH, IRVING AND PARK

25,529

NEARBY BIG BOX RETAILERS



TARGET



Giant

Marshalls

Burlington

AVERAGE DAILY METRO RIDERS

AT COLUMBIA HEIGHTS

6,479

WEEKDAYS

4,431

WEEKENDS

DEMOGRAPHICS*

	.25 Miles	.5 Miles	1 Mile
DAYTIME POPULATION	8,633	24,011	62,898
AVERAGE HOUSEHOLD INCOME	\$131,938	\$150,475	\$170,116
TOTAL HOUSING UNITS	5,194	19,630	49,141
BACHELOR'S DEGREE+	60%	69%	74%

*2023 Data

DC USA

TAKING RETAIL TO NEW HEIGHTS

FOR INQUIRIES, CONTACT

David Dochter

202.971.8989 | david@dochalex.com

Matthew Alexander

202.971.8788 | matthew@dochalex.com

Elena Alexander

301.300.7690 | elena@dochalex.com

DOCHALEX.COM



DOCHTER & ALEXANDER
RETAIL ADVISORS