

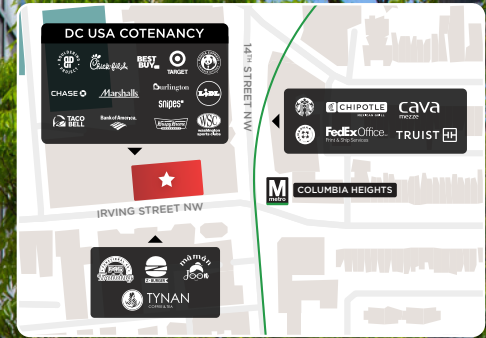


DOCHTER & ALEXANDER
RETAIL ADVISORS

HOP RESTAURANT



VENTED 2ND GENERATION RESTAURANTS



DC USA

WASHINGTON, DC | COLUMBIA HEIGHTS

Square Footage | +/- 789 - 10,189 SF

Ceiling Heights | 20' slab to slab

Rent/Nets | Available Upon Request

Timing | Immediate

CONTACT

David Dochter

202.971.8989 | david@dochalex.com

Matthew Alexander

202.971.8788 | matthew@dochalex.com

Elena Alexander

301.300.7690 | elena@dochalex.com

HIGHLIGHTS

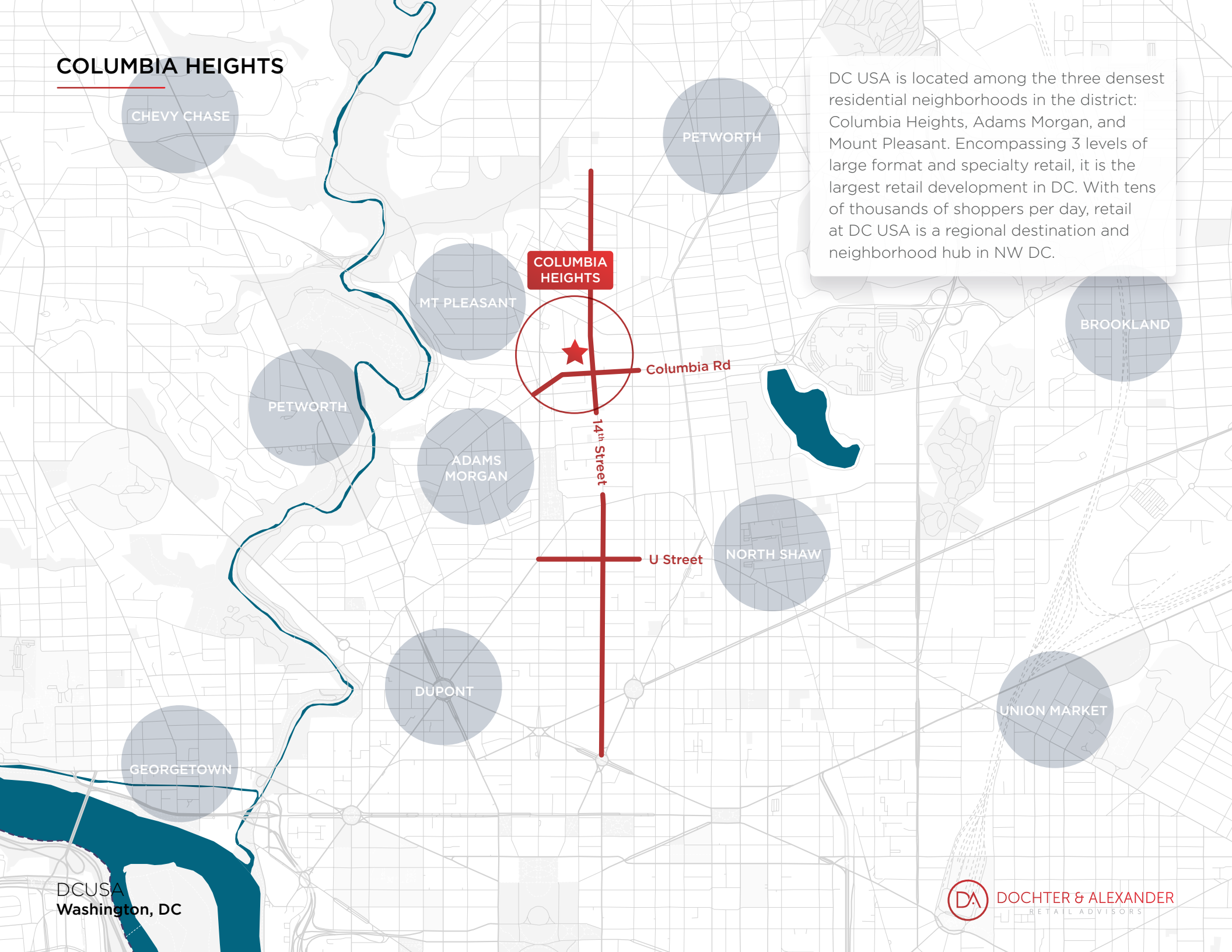
- Three second-generation restaurant spaces fronting Irving Street with flexible demising options and metro accessibility
- DC USA, the largest retail development in DC, is a 540,000 SF pedestrian-orientated retail complex located at 14th and Irving Streets, NW in historic Columbia Heights
- On a typical weekday, approximately 25,529 pedestrians pass the site between the hours of 7AM and 7PM - with the number being even higher on weekends

NEARBY TENANTS



COLUMBIA HEIGHTS

DC USA is located among the three densest residential neighborhoods in the district: Columbia Heights, Adams Morgan, and Mount Pleasant. Encompassing 3 levels of large format and specialty retail, it is the largest retail development in DC. With tens of thousands of shoppers per day, retail at DC USA is a regional destination and neighborhood hub in NW DC.




DCUSA
Washington, DC

CO-TENANCY

MT PLESANT 5 MIN WALK



ADAMS MORGAN 12 MIN WALK



DCUSA
Washington, DC

11TH STREET 6 MIN WALK



PARK RD
5,252 ADT

14TH STREET
13,155 ADT

IRVING ST
7,508 ADT

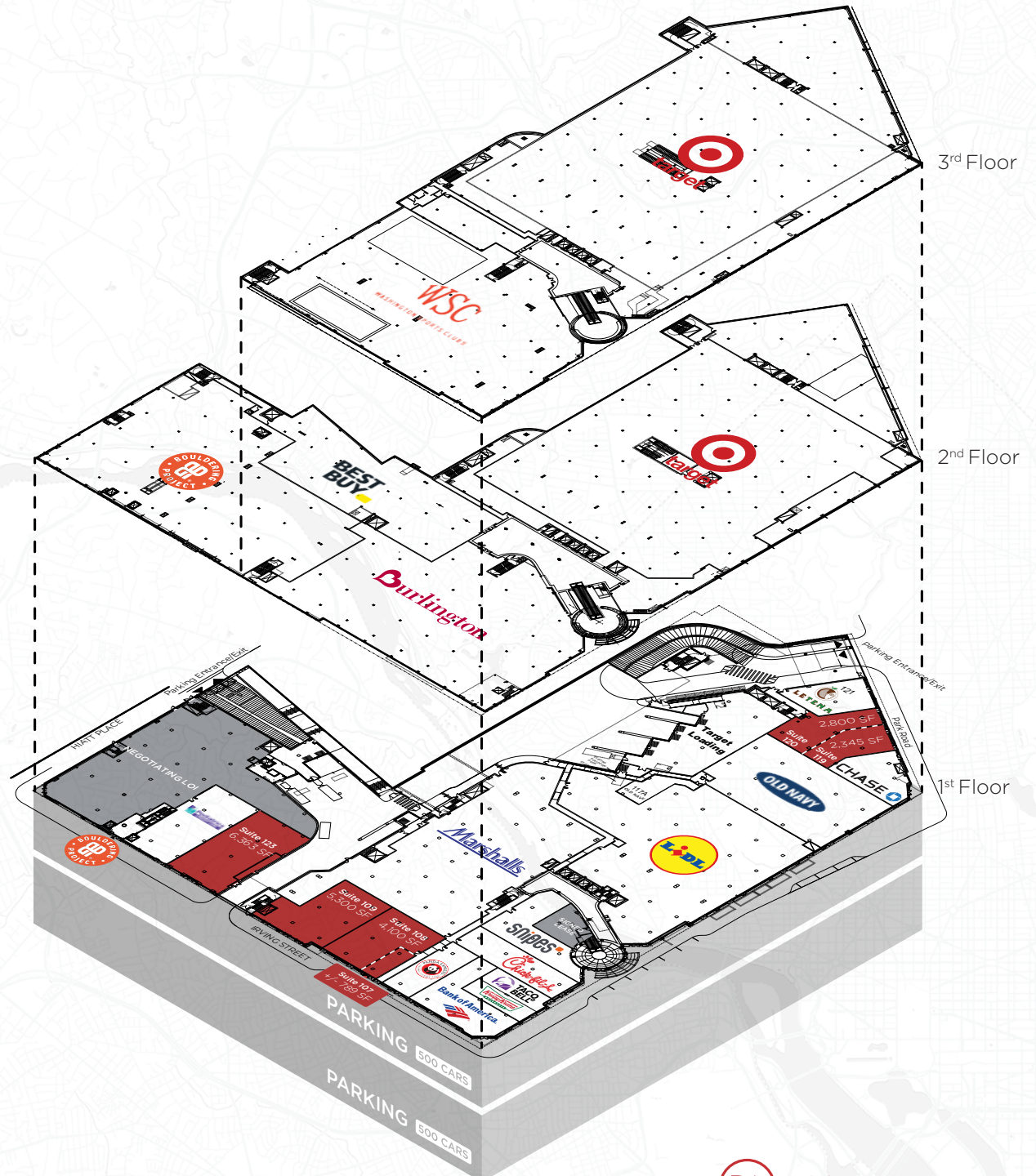
COLUMBIA HEIGHTS
9,840 WALKERS | 6,007 WHEELCHAIR
AVERAGE EXITS

PROJECT STACK

TARGET
LIDL
WASHINGTON SPORTS CLUB
CHASE
OLD NAVY
BEST BUY
BURLINGTON
BOULDERING PROJECT
PM PEDIATRICS
PANDA EXPRESS
BANK OF AMERICA
CHICK-FIL-A
KRISPY KREME
TACO BELL
SNIPES
MARSHALLS
LA TENA

NEARBY TENANTS

GIANT
GALA THEATRE
PNC
&PIZZA
POLLO CAMPERO
CHIPOTLE
STARBUCKS
CAVA
LOU'S CITY BAR
TYNAN COFFEE & TEA
THIP KHAO
ELLE
IRON AGE KOREAN BBQ
PHO 72
F45 TRAINING



CURRENT FLOORPLAN

SUITE 107 - 109



SPECS

SUITE 107

Square Footage | +/- 789

Ceiling Heights | 20' slab to slab

Venting | Type 1 (grease) venting available

Timing | Immediate

Rent/Nets | Available Upon Request

SUITE 108

Square Footage | 4,100

Ceiling Heights | 20' slab to slab

Venting | Type 1 (grease) venting available

Timing | Immediate

Rent/Nets | Available Upon Request

SUITE 109

Square Footage | 5,300

Ceiling Heights | 20' slab to slab

Venting | Type 1 (grease) venting available

Timing | Immediate

Rent/Nets | Available Upon Request

CONTACT

David Dochter
202.971.8989
david@dochalex.com

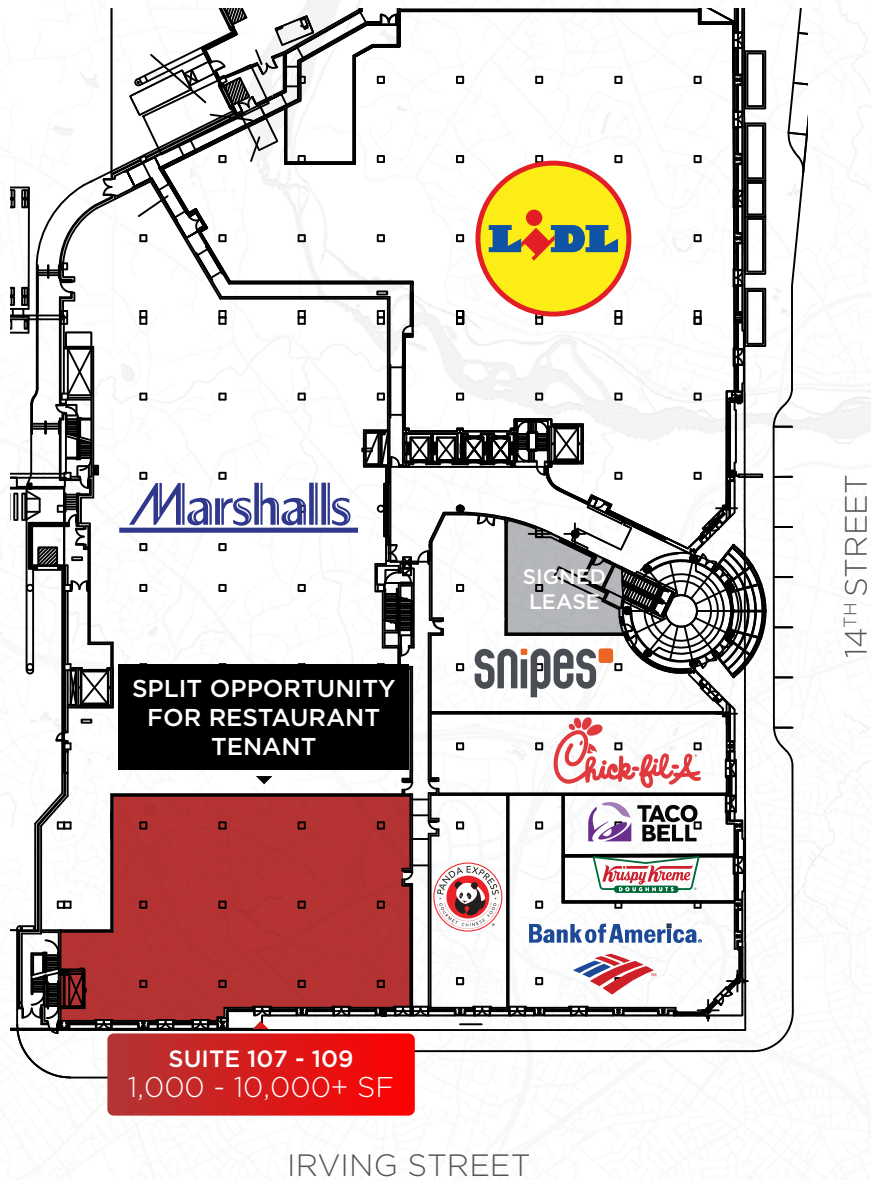
Matthew Alexander
202.971.8788
matthew@dochalex.com

Elena Alexander
301.300.7690
elena@dochalex.com

DOCHALEX.COM

FULL FLOORPLAN

DEMISING FLEXIBILITY FOR RESTAURANT USE



SPECS

SUITE 107 - 109 COMBINED

Square Footage | 1,000 - 10,000

Ceiling Heights | 20' slab to slab

Venting | Type 1 (grease) venting available

Timing | Immediate

Rent/Nets | Available Upon Request

Demising opportunity for quick service restaurant tenant available

CONTACT

David Dochter
202.971.8989
david@dochalex.com

Matthew Alexander
202.971.8788
matthew@dochalex.com

Elena Alexander
301.300.7690
elena@dochalex.com

DOCHALEX.COM



AVERAGE DAILY PEDESTRIANS
PASSING DC USA ON 14TH, IRVING AND PARK

25,529

NEARBY BIG BOX RETAILERS



Marshalls
Burlington

AVERAGE DAILY METRO RIDERS
AT COLUMBIA HEIGHTS

6,479
WEEKDAYS

4,431
WEEKENDS

DEMOGRAPHICS*

	.25 Miles	.5 Miles	1 Mile
DAYTIME POPULATION	8,633	24,011	62,898
AVERAGE HOUSEHOLD INCOME	\$131,938	\$150,475	\$170,116
TOTAL HOUSING UNITS	5,194	19,630	49,141
BACHELOR'S DEGREE+	60%	69%	74%

**2023 Data*

DC USA

TAKING RETAIL TO NEW HEIGHTS

FOR INQUIRIES, CONTACT

David Dochter

202.971.8989 | david@dochalex.com

Matthew Alexander

202.971.8788 | matthew@dochalex.com

Elena Alexander

301.300.7690 | elena@dochalex.com

DOCHALEX.COM



DOCHTER & ALEXANDER
RETAIL ADVISORS